



WELL LIGHTS SL-20-MD 12 VOLT SERIES



TYPE

SPECIFICATIONS

CONSTRUCTION:

BODY: Fiberglass reinforced bronze composite with molded brass inserts for screws
LENS HOLDER & GRATE: Fiberglass reinforced bronze composite, cast aluminum or cast brass
LENS: High impact clear tempered convex glass

LAMP SUPPLIED: MR16: 20w MR16 FL(BAB) 5000 hours average rating (50w max)
 PAR36: 36w PAR36 (QWFL) 4000 hour average rating (50w max)

LAMP OPTIONS: MR16: We recommend 20w MR16 ULTRA10,000 hours average rating;
 20w MR16 TITAN 18,000 hours average rating; 4w ARROW LED 50,000 hours average rating

SOCKET: MR16: High temperature ceramic GU5.3 bi-pin with 250°C silicone lead wires
 PAR36: None, PAR36 lamp supplies connection via 1/4" quick connect or stud terminal


REFLECTOR: Highly polished specular aluminum

WIRING: Black 4 foot 18/2 zip cord from base of fixture
 For 25 foot 16/2 fixture lead wire add -25F to catalog number.

CONNECTION: FA-05 Quick Connector (not supplied) from fixture to main cable
 (12/2, 10/2 or 8/2 only)

FINISH: Composite - Bronze
 Aluminum Lens Holder/Grate - Black texture polyester powder coat. Optional finishes available
 Brass Lens Holder/Grate - Unfinished brass. Optional finishes available

120v INTEGRAL TRANSFORMER MODELS AVAILABLE, ADD -T TO CATALOG NUMBER
FEATURES 120v INPUT, 12v OUTPUT/75w MAX, DIMMABLE (LINE SIDE)
NOT FOR USE WITH LED LAMPS



SL-20-MD LPAR36

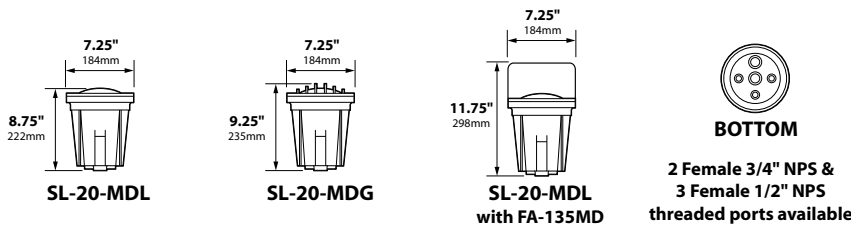


SL-20-MD GPAR36



ORDERING INFORMATION

CATALOG NO.	DESCRIPTION	LAMP SUPPLIED	SHIP WEIGHT
SL-20-MD LMR16	Well Light, Composite Lens Holder	20w MR16 FL(BAB)	4.0 lbs.
SL-20-MD LMR16-BLT	Well Light, Aluminum Lens Holder	20w MR16 FL(BAB)	4.0 lbs.
SL-20-MD LMR16-BRS	Well Light, Brass Lens Holder	20w MR16 FL(BAB)	4.0 lbs.
SL-20-MD GMR16	Well Light, Composite Grate	20w MR16 FL(BAB)	4.0 lbs.
SL-20-MD GMR16-BLT	Well Light, Aluminum Grate	20w MR16 FL(BAB)	4.0 lbs.
SL-20-MD GMR16-BRS	Well Light, Brass Grate	20w MR16 FL(BAB)	5.0 lbs.
SL-20-MD LPAR36	Well Light, Composite Lens Holder	36w PAR36 (QWFL)	4.0 lbs.
SL-20-MD LPAR36-BLT	Well Light, Aluminum Lens Holder	36w PAR36 (QWFL)	4.0 lbs.
SL-20-MD LPAR36-BRS	Well Light, Brass Lens Holder	36w PAR36 (QWFL)	4.0 lbs.
SL-20-MD GPAR36	Well Light, Composite Grate	36w PAR36 (QWFL)	4.0 lbs.
SL-20-MD GPAR36-BLT	Well Light, Aluminum Grate	36w PAR36 (QWFL)	4.0 lbs.
SL-20-MD GPAR36-BRS	Well Light, Brass Grate	36w PAR36 (QWFL)	5.0 lbs.



ACCESSORIES

CATALOG NO.	DESCRIPTION
FA-133-BLT / -BRS	Cast Aluminum or Brass Lens Holder
FA-134-BLT / -BRS	Cast Aluminum or Brass Grate
FA-135-BLT / -BRS	Stamped Aluminum or Brass Eyebrow
FA-08-SL20	Round 1/4" Mini Cell Louver
FA-10-SG-SL20	Flat Stepped Tempered Glass Lens
FA-10-SL20AMBER	Flat Amber Tempered Glass Lens
FA-10-SL20BLUE	Flat Blue Tempered Glass Lens
FA-10-SL20GREEN	Flat Green Tempered Glass Lens
FA-10-SL20RED	Flat Red Tempered Glass Lens
FA-FORM-SL20	Concrete form for SL-20-MD Series

JOB INFORMATION	
Type:	Date:
Job Name:	
Cat. No.:	
Lamp(s):	
Specifier:	
Contractor:	
Notes:	
FOCUS INDUSTRIES INC. 25301 COMMERCENTRE DRIVE LAKE FOREST, CA 92630 www.focusindustries.com sales@focusindustries.com (949) 830-1350 • FAX (949) 830-3390	

Black Texture (Standard)	Antique Verde	Bronze Texture	Camel	White Texture	Hunter Texture	Rust	Weathered Iron	Weathered Brown	Stucco	Rubbed Verde	Chrome Powder	Terra Cotta	Acid Rust	Acid Verde	Black Acid Treatment
-BLT	-ATV	-BRT	-CAM	-WTX	-HTX	-RST	-WIR	-WBR	-STU	-RBV	-CPR	-TRC	-BAR/CAR	-BAV/CAV	-BAT

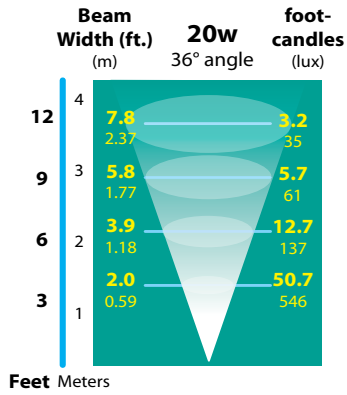


WELL LIGHTS SL-20-MD 12 VOLT SERIES

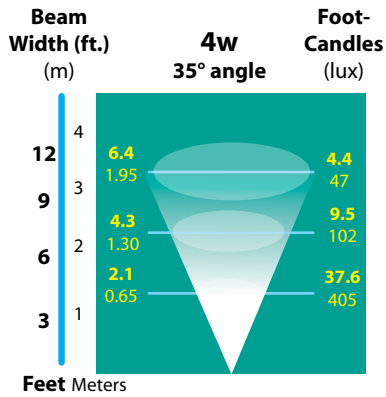
TYPE



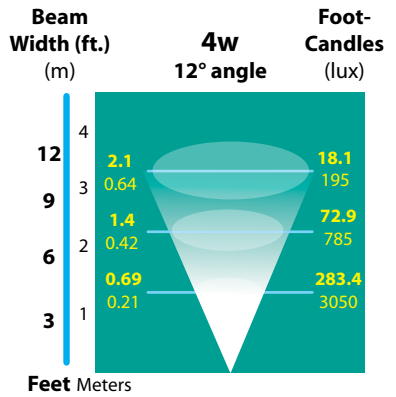
LIGHT DISTRIBUTIONS AND PHOTOMETRICS



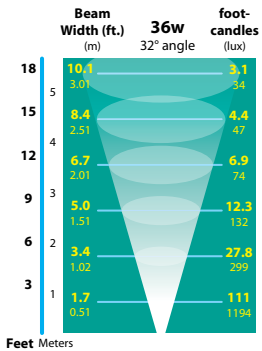
20w MR16 FL (BAB)



4w FL-LED-MR16-BAB



4w FL-LED-MR16-ESX



36 watt PAR36 (QWFL)

Black Texture (Standard)	Antique Verde	Bronze Texture	Camel	White Texture	Hunter Texture	Rust	Weathered Iron	Weathered Brown	Stucco	Rubbed Verde	Chrome Powder	Terra Cotta	Acid Rust	Acid Verde	Black Acid Treatment
-BLT	-ATV	-BRT	-CAM	-WTX	-HTX	-RST	-WIR	-WBR	-STU	-RBV	-CPR	-TRC	-BAR/CAR	-BAV/CAV	-BAT